



Boys High School Information Packet

2023



Kansas City High School Boys Volleyball League

Table of Contents

Mission	2
Changes for the 2023 Season	2
How to start a team at your school	2
Registering a Team for the Current Season	4
Coach Membership Registration	5
Player Membership Registration	5
How to Send Club Assignment Requests	5
Creating Rosters in HOAonline	7
Insurance	10
Certificate of Insurance Request Form	10
Sample Certificate of Insurance	10
Insurance details	10
League Format	10
Practices	10
Tournaments	10
League Games	11
Gameday Procedures	12
Host School/Team Responsibilities	12
Officiating Responsibility	12
Playing Rules	13
NFHS Rule Changes for 2023-24 (Not this year)	14
FAQ	14
Resources	15

Kansas City High School Boys Volleyball League

Mission

The mission of the Kansas City High School Boys Volleyball League is to create opportunities for boys to play volleyball representing their school in Kansas & Missouri.

The league was developed to create a low-cost option for boys to play high school volleyball with minimal school administrative support needed. The eventual goal of the league is to get boys volleyball to be recognized as a fully sanctioned sport by both Missouri State High School Activities Association (MSHSAA) and Kansas State High School Activities Association (KSHSAA).

Changes for the 2023 Season

Match Start Times: Weekday Tris will start at 6pm unless all three teams agree on a different time (This would need to be communicated to the league office to notify the official). 6pm creates the least conflict with our officials and coaches who have work until 5pm. Tris will be scheduled for 6pm, 7pm, & 8pm. Plan for the 7pm & 8pm matches to potentially run late.

Creating Rosters: Starting this year, the Team Rep for each school will create/manage their own rosters in the hoonline.org website. In past seasons, the HOA office managed all rosters, but with the increased number of schools/teams in the league, the responsibility is being given to each Team Rep to manage their own rosters. The Team Rep will need an HOA membership to manage rosters. In almost all cases, it is best to have a coach be the Team Rep.

- All players need HS Player Membership (Free for club players to add to their SportsEngine account)
- All coaches need HS Coach Membership (Free for club coaches to add to their SportsEngine account)

Once the Team Rep submits their online registration form & have purchased their membership and completed their safety requirements (Safesport clinic, Impact clinic & background screen), the KCBVB League administration will work with you to establish your school as an “organization” in SportsEngine. Once the school is established in SportsEngine, Team Reps will be responsible for sending out club assignment requests to get players & coaches linked to your school so that they can be rostered. Team Rep will create their roster in HOAonline. The Team Rep must have HS Adult Coach of Junior Membership. It is ideal if a coach is also the team rep. A roster must have at least 6 players, a head coach, and a team rep on the roster.

How to start a team at your school

School teams are formed in a variety of ways. On one extreme, we have teams in the league that run their boys' volleyball team the exact same as their MSHSAA/KSHSAA programs. This consists of multiple practices a week in their school gym, hosting home matches, paid coaches, etc. On the other extreme, we have teams signed up for the league that do not have their school support, so they rent practice space at a local rec center or church once or twice and then just play out their competition schedule with all scheduled away matches. Many of the teams that participate in this league fall somewhere between those two examples.

The minimum requirements needed to participate in the league is that your team has at least 6 players and an adult (Age: 18+) who can be the team rep/coach. The players must all come from the same high school unless they are in 7th or 8th grade. 7th/8th graders must attend a school that feeds into that high school. Home school athletes can form a home school team to participate in the league.

Kansas City High School Boys Volleyball League

While there is no clearly defined way to create a team, below are some items to consider when getting things started.

- **Contact Kansas City Boys' Volleyball League (KCBVL)**
 - Contact KCBVL, kcboysvb@hoavb.org, expressing interest in starting a boys volleyball team.
 - KCBVL will provide you with resources to get your team off the ground & answering any initial questions you may have.
- **Recruit Boys to Play**
 - Open to 7th – 12th graders
 - If a school has 16+ players, consider running two teams.
 - All players must be enrolled in that high school. 7th & 8th graders must attend a middle school that directly feeds into that high school.
 - Consider having an “Interested in Boys Volleyball” meeting at the school or hosting an open gym to find players.
- **Find a Coach/Team Rep (Age: 18+)**
 - This can be the same person...high school girls volleyball coach, parent, teacher, etc.
 - Responsibilities include but not limited to being the contact person for KCBVL directors to schedule game, collecting player dues/paying team dues, & scheduling practice time.
- **Talk to Your Athletic Director**
 - Ask if you can create a school-recognized, boys high school volleyball club through the Athletic/Activities Department (make sure that the athletic director understands that you will be participating against other schools, not “club volleyball” teams).
 - Ask about using gym space for games.
 - Ask about using gym space for practice – suggested (but not limited to) 1-2 practices a week.
 - Ask about using volleyball equipment – net system & volleyballs (girls volleyball program or physical education department).
 - Ask if you can market the Boys Volleyball Club team throughout the school – Ex. Hanging flyers, announcement, table outside lunchroom.
 - Ask if there are any funding opportunities through the school.
 - Ask if they are willing to register the team with MSHSAA/KSHSAA (This is not needed to participate in this league but is critical to the sanctioning process of boys' volleyball in Missouri & Kansas). If your school does register boys' volleyball under MSHSAA/KSHSAA, there may be additional eligibility requirements that need to be met that are not highlighted in this document.
 - If your athletic director does not support your idea of having a team, that does not mean you cannot have a team or participate in the league. It simply means the team will need to be self-supported without the use of the school's resources.
- **Obtain Jerseys, Balls, & Gym Space**
 - Jerseys – low-cost options would be using old jerseys from other sports team or getting t-shirts with numbers printed on them. You could design and create new jerseys and decide if the players pay & keep the jerseys or team fundraises and uses the jerseys for future years. If you are designing jerseys, please ensure that a number is printed on both the front & back of the jersey. Reach out to the HOA office if you have questions or concerns.
 - Volleyballs – Utilize volleyballs from girls' volleyball program or physical education department.
 - Gym Space – Coordinate gym space from Mid-March to Mid-May for practices & games.
 - Contact KCBVL if you have issues with these items.

Kansas City High School Boys Volleyball League

- **Funding**
 - Figure out what player fees will be.
 - Request a budget template from KCBVL if needed.
- **Sign up to be in the KCBVL**
 - Follow the steps on the Registration Checklist.

Registering a Team for the Current Season

Registration Checklist

For more detailed information on each checklist item, please refer to the Boys HS League Packet

- 1. **Due February 1st** - Team Rep completes online registration: <https://forms.gle/fi4GGduG8xmDdsno6>
- 2. **Due February 1st** - Team Rep purchases their HOA/USAV Membership in SportsEngine (it is best if the team rep is a coach): <https://memberships.sportsengine.com/buy/11ed2ebc-3dee-6e4a-82ce-2ed379a9d0a3>
- 3. Team Rep complete their safety requirements in SportsEngine
 - Background screen (Every year)
 - Safesport Online Clinic (Every year)
 - Impact Online Clinic (First year coaches under USA Volleyball)
- 4. Contact HOA Office (913-233-0445 or kcboysvb@hoavb.org) to get your school setup as an organization in SportsEngine for roster purposes
- 5. Login to hoonline.org to create your school & team(s): You will receive an automated email after you purchase your membership with your HOAonline username & password. If you can't locate that email, call the HOA Office.
- 6. Team Rep sends out club assignment request through SportsEngine to all player & coaches. This will prompt players & coaches to purchase their HOA/USAV Membership & get linked to your school for roster purposes. (Club coaches & players will need to get the high school specific membership, but there should not be any additional charges for them.)
- 7. Instruct coaches to complete safety requirements in SportsEngine: Background Screen, Safesport, & Impact (They will not be able to be rostered or participate until this clinic is completed. Current club coaches will most likely already have this completed.)
- 8. Instruct players who will be 18 years of age on or before August 31st to take their Safesport clinic in SportsEngine (They will not be able to be rostered or participate until this clinic is completed.)

Kansas City High School Boys Volleyball League

- 9. **Due March 1st** - Pay league fee: \$275 per team (Pay by credit card over the phone 913-233-0445 or checks can be made out to HOA Volleyball and mailed to 548 S Coy Street, Kansas City, KS 66105)
- 10. **Due March 1st** - Submit playing availability form: <https://forms.gle/ZynSRKzzqgX8wxJv6>
- 11. **Due March 10th** - Build rosters in HOAonline. Teams must have a minimum of 6 players, a head coach, & team rep on the roster. The head coach & team rep can be the same person.

Coach Membership Registration

Team Reps will use the membership link found on the kcboysvb.org website to purchase their membership. Any additional coaches will need to be sent a club assignment request from their team rep in order to purchase their membership. When the club assignment is accepted, it will prompt a membership to be purchased (or added to the account of a current club coach). Coaches will need to complete a background screen, Safesport clinic, and Impact clinic (Impact for first year coaches only) to be eligible to be placed on your roster. Coach memberships are \$26 (\$25 to USAV, & \$1 to HOA) along with a \$14 background screen. It is important that the coach selects the correct memberships when going through the registration:

Correct membership: 22-23 HOA-H2 Boys HS Adult Coach of Juniors

Wrong membership: 22-23 HOA-F2 Adult Coach of Juniors

Wrong membership: 22-23 HOA-FA Adult – SafeSport & Background Screen Required

Wrong membership: 22-23 HOA-F4 Parent Members – SafeSport & Background Screen Required

Wrong membership: 22-23 HOA-F1 Adult Player

Player Membership Registration

Players will need to be sent a club assignment request from their Team Rep in order to purchase their membership. When the club assignment is accepted, it will prompt a membership to be purchased (or added to the account of a current club player). Players who will turn 18 on or before August 31st will need to complete the Safesport clinic for their membership to be eligible to be placed on your roster. Player memberships are \$15 (\$14 to USAV & \$1 to HOA). It is important that the player selects one of the following memberships when going through the registration:

Correct membership: 22-23 HOA-H8 HS Boys 18U Player – SafeSport Required

Correct membership: 22-23 HOA-H3 HS 17 & Under Boys Player

Wrong membership: 22-23 HOA-F3 Junior 17 & Under Player

Wrong membership: 22-23 HOA-F8 Junior 18U Player – SafeSport Required

Wrong membership: 22-23 HOA-F1 Adult Player

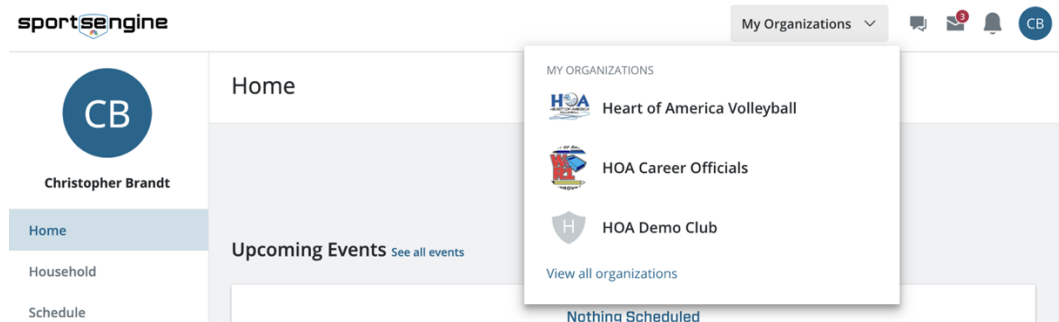
How to Send Club Assignment Requests

A Team Rep can send out club assignment requests once they have purchased their membership, completed all requirements for their membership to be eligible (Background screen, SafeSport clinic, & Impact clinic), and

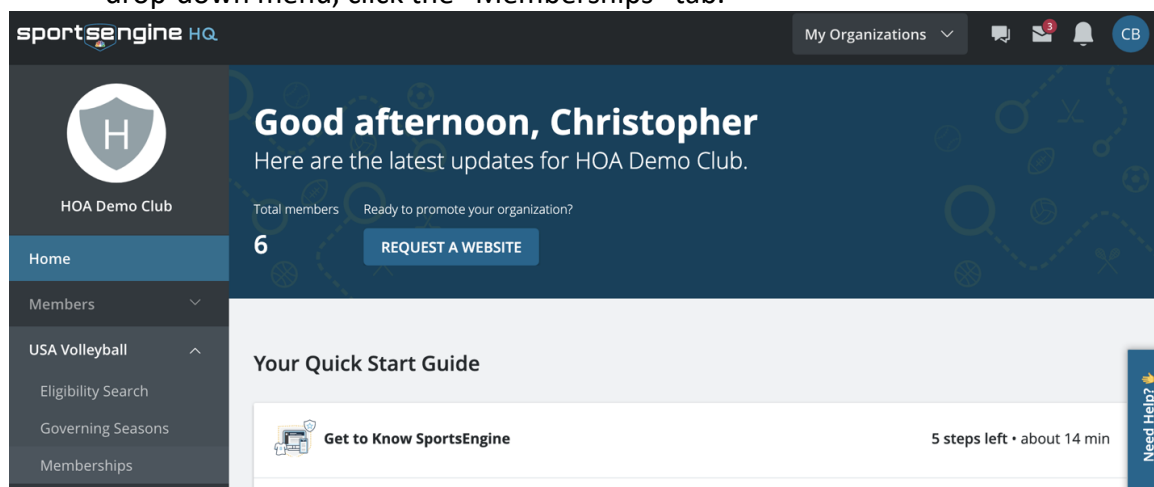
Kansas City High School Boys Volleyball League

they can see their school listed as an organization in their SportsEngine account. Club Assignment Request need to be sent out to all players & coaches within your team. When the club assignment is accepted, it will prompt the individual to purchase a membership. Below are the steps to sending out a club assignment request.

- Team Rep needs to log in to www.sportsengine.com preferably on a computer (if you must use a phone, make sure to use a web browser, not the SportsEngine App)
- At the top right-side of your page, go to the “My Organization” and select your High School. If it says “My Teams” then that means your school has not been setup as an organization in SportsEngine. Email kcboysvb@hoavb.org to ask for that to be setup



- On the left navigation menu, click the “USA Volleyball” tab. This will create a drop-down menu. On the drop-down menu, click the “Memberships” tab.



- On the Memberships page, you will have the choice of sending a Public Club Assignment Request or a Direct Club Assignment Request. The Public Club Assignment Request is a link that can be copied and shared with your players, parents, & coaches. When they click the link, it will prompt them to register. The direct club assignment sends the club assignment directly through the SportsEngine account. You will only be able to send direct club assignments to people who are already listed in your director. Since all the schools are created new this year in SportsEngine, there won't be anyone in your directory, so it is strongly encouraged to simply use the Public Club Assignment Request.

Kansas City High School Boys Volleyball League

- When you send out the club assignment request, it is important to instruct both players and coaches to select the proper membership. Here are a few notes to mention to them. If you do not emphasize which membership they should purchase, there will be some individuals who will select the wrong membership and will not show up to be placed on a roster.

Coach Membership

- **Correct Membership:** 22-23 HOA-H2 Boys HS Adult Coach of Juniors

(This membership should cost \$26 → \$1 to Heart of America Volleyball & \$25 to USA Volleyball. If it says any other amount, then stop and go back. Current Club coaches will need to accept the club assignment request and add this membership to their account as they will not be charged. Coaches need to complete their background screen (additional \$14), SafeSport & Impact clinics in their SportsEngine account before they can be rostered.)

- **Wrong Coach Membership:**

- 22-23 HOA-F2 Adult Coach of Juniors
- 22-23 HOA-FA Adult – SafeSport & Background Screen Required
- 22-23 HOA-F1 Adult Player
- 22-23 HOA-F4 Parent Members – SafeSport & Background Screen Required

Player Memberships

- **Correct Player Memberships:**

- 22-23 HOA-H8 HS Boys 18U Player – SafeSport Required
- 22-23 HOA-H3 HS 17 & Under Boys Player


(These memberships should cost \$15 → \$1 to Heart of America Volleyball & \$14 to USA Volleyball. Players who need the H8 membership will need to complete the SafeSport clinic in their SportsEngine account before they will show up to be placed on a roster.)

- **Wrong Player Memberships:**

- 22-23 HOA-F3 Junior 17 & Under Player
- 22-23 HOA-F8 Junior 18U Player – SafeSport Required
- 22-23 HOA-F1 Adult Player

Creating Rosters in HOAonline

1. Team Rep – Login to hoaonline.org (If this is the first time ever logging into HOAonline, you will need to set a security question, reset your password, and then re-login.
(The Team Rep is the only person who needs to do anything in HOAonline. Players & additional coaches will never need to do anything in HOAonline.)
2. Once logged in, go to “Clubs / Teams / Events” tab on the left side of your page.



Kansas City High School Boys Volleyball League

3. Next, in the **3rd column**, click “Set Current / Add New---Team.”

Account Mgt	Current Club Mgt	Current Team Mgt
!!! WHATS NEW - 01/28/2020 !!!	Set Current / Add New --- Club	Set Current / Add New --- Team
Personal Profile...	Change Current Club Info	
	Manage Club Staff	
	Show Indv Eligibility Status	
	Tournament Status	
	Download Club Info	

Current Team Mgt

Set Current / Add New --- Team

4. This will take you to a page where you can select your team. We have already added your teams into the system, so you do not need to add more. To select a team to add players & coaches to the roster, click the blue button under the “Select” column, next to the team you want to enter. If you have multiple Varsity or JV, the first one listed will always be the higher-level team. If you have more than one team, you will need to repeat steps 3 & 4 to choose a different team.

Please Select an Existing Team or Add a New Team
Team List for Current Club

Update Add Team Back to Main Menu

Select	Status	Jr Train	NO	Code	Name	Rep
****1	A	<input type="checkbox"/>	2781			

5. You will look like you are back to the “Main Menu” page, but there will now be a 4th column of tabs called “Current Team Member Mgt”

HOAonline 03.17.23 08:46 CDT LOGOFF LOGON as different User Main Menu - H3_MENU00 hoonline.org

HOAonline MAIN MENU (Hover Mouse over Button For More Details)

Account Mgt	Current Club Mgt	Current Team Mgt	Current Team Member Mgt
!!! WHATS NEW - 01/28/2020 !!!	Set Current / Add New --- Club	Set Current / Add New --- Team	Add/Remove Players
Personal Profile...	Change Current Club Info	See/Update Current Team Info	Add/Remove Adults/NonPlayers
	Manage Club Staff	Available Team Reports	Manage Adult/NonPlayer Roles
	Show Indv Eligibility Status	Tournament Status	
	Tournament Status	Download Team Info	
	Download Club Info		

Do Not Use the Browser Reload, Back or Forward Controls HAI Interactive™ ©2003-2025

Kansas City High School Boys Volleyball League

Current Team Member Mgt

Add/Remove Players

Add/Remove Adults/NonPlayers

Manage Adult/NonPlayer Roles

6. To add players to your roster, go to the 1st tab in the 4th column “Add/Remove Players.” Players on the left side of the page are players that you have not rostered yet. Click the white box to the left of the players’ names that you want to add to the roster. Then click the “Add to Team” tab at the top of the left column. You should now see the players that you select on the right side of the page. Click “Save Changes to Team Roster” & the players will move to your roster, shown on the bottom of the page. Click “Back to Main Menu.” Here are the following reasons players may not show up to be placed on a roster:

- **Membership has not been purchased yet:**
Resolution-Resend their parents the club assignment request and tell them to purchase the boys high school membership (Players without a current eligible membership/rostered will not be able to participate in matches).
- **Purchased wrong membership:**
Resolution-Have them log into their SportsEngine account to check if they purchased the H3 or H8 membership, if they don’t have that membership, but purchased a different membership email kcboysvb@hoavb.org to get fixed.
- **Membership is not eligible:**
Resolution-Check the player’s eligibility status in SportsEngine. If their membership is not eligible, they will not show up available to be rostered. They need to complete all their eligibility requirements before they can show up. Players with the H8 membership need to complete Safesport before they can be rostered.
- **Rostered on a different team:**
Resolution-If you accidentally assigned a player to the wrong roster, email kcboysvb@hoavb.org to get it fixed.

(Note: If a player purchases a membership or their eligibility status changes, they will not show up in HOAonline until the following business day)

7. To add adults (Team Rep & Coaches) to your roster, go to the 2nd tab in the 4th column “Add/Remove Adults/NonPlayers.” Follow the same steps as Step 6 with players. When you save an adult to your roster, you will need to assign a role to the adult. Each team will need at minimum a Team Rep & a Head Coach. The Team Rep & Head Coach can be the same person. Coaches can be rostered on multiple teams. If you have a coach who is not showing up to add to a roster, please refer to the reasons players aren’t showing up. The most common reason coaches don’t show up if they already have a membership, is the membership is not eligible. For a H2 Coach membership to be eligible, the coach must complete the Background screen, Safesport clinic, and Impact clinic.

Kansas City High School Boys Volleyball League

Insurance

All teams in the league are covered under USA Volleyball insurance once their rostered are approved. For individuals and teams to be covered under their insurance, all participants (players & coaches) must be registered with the Boys HS League membership. Having practice players at practices who are not registered members would void the insurance coverage. All registered members (players & coaches) are covered under sport accident insurance. If a member gets injured, an incident report would need to be filled out and sent to the HOA office. The HOA office will submit that to the insurance company. If the individual does not have health insurance, the USAV insurance will be a primary insurance provider for them. If they do have their own health insurance, then the USAV insurance would become a secondary insurance. Your teams are also covered with general aggregate and liability insurance at any facilities that you participate in. If a facility is requesting proof of insurance, you can submit a certificate of insurance request form to receive that. Please email completed certificate of insurance request form to kcboysvb@hoavb.org.

Certificate of Insurance Request Form: <https://hoavb.org/wp-content/uploads/2022/05/Certificate-Request-Form-1.pdf>

Sample Certificate of Insurance: <https://hoavb.org/wp-content/uploads/2022/09/Website-Certificate.pdf>

Insurance details: <https://hoavb.org/wp-content/uploads/2022/09/DO-USA-Volleyball.Program-Insurance-Summary22-23.pdf>

League Format

Practices

Each school/team is responsible for arranging their own practice facility and determining how often they practice and when they start practicing. There are no restrictions on when a team starts practicing. If your school/team is running as a MSHSAA or KSHSAA sport, you will want to check with their rules to ensure your team is staying compliant. Some teams may get to use their own school gym & equipment for free, while others may need to seek external facilities and pay gym rental. HOA's Davies volleyball Complex, located 5 minutes from downtown Kansas City, may have gym space available to rent at a discounted price for the boys' high school teams. Please email kcboysvb@hoavb.org if you would like more details on gym reservations at the Davies Volleyball Complex.

Tournaments

All tournaments are optional to participate in and there is an additional entry fee to participate in tournaments. Space in tournaments is limited and teams are accepted on a first sign-up basis. To be fully signed up for a tournament, you must enter your team in the tournament through the HOAonline system and pay for the tournament. Payment can be made by credit card through the HOAonline system or checks can be made out to HOA Volleyball and mailed to 548 S Coy Street, Kansas City, KS 66105. Tournament registration will open sometime in mid to late March. Refunds will be given if you need to withdrawal from the tournament if notification of the withdrawal is received at least 2 full weeks prior to the event. No refunds will be given to withdrawals within two weeks of the event. Below is a list of tournaments offered.

Midseason Tournament

Cost – \$125 per team

Date – April 8, 2023 (Varsity & JV)

Start Time – 8:00 am

Updated: March 23, 2023

Kansas City High School Boys Volleyball League

Location – Kansas City Convention Center (Bartle Hall)

Event Description: This event is designed to get teams a minimum of 4 matches or 8 sets in tournament. Typical tournament format is pool play (consisting of 3, 4 or 5 teams depending on number of teams in the tournament) followed by single elimination playoffs. This event will be run in conjunction with the ShowMe National Qualifier girls club volleyball tournament. The admission fee for spectators will be \$10. Tickets for spectators can be found through this link starting March 17th: <https://showmenq.org/wp/misc-information/>

League Championship Tournament

Tentative Cost – \$125 per team

Tentative Date – May 6, 2023 (Varsity & JV)

Start Time – 8:00 am

Location – TBD

Event Description: This event format is similar to the midseason tournament (See event description above). Varsity & JV league champions will be crowned at this tournament.

High School Boys Double Beach Volleyball Tournament

Tentative Cost – \$50 per team (\$25 per player)

Tentative Date – TBD

Start Time – 7:30 AM

Location – TBD

Event Description: Teams consist of 2 players only. Players must attend the same school. Multiple teams can enter the tournament from the same school. A coach does not need to be present to participate in this event. This a great way to introduce boys to another version of volleyball. Beach volleyball is known to improve players overall skill in volleyball. Since the game is played 2v2, players are forced to consistently perform all fundamental skills used in volleyball (serve, pass, set, hit, etc). It also is known to help improve their court vision, anticipation, endurance, & vertical. Playing volleyball on sand also reduces the chance of injury and overall, very fun to play.

League Games

League games run from the last week of March through the first week of May. A typical schedule has teams playing once per week, but with schedule conflicts, teams sometimes have to play twice in a week. If a school wants to host Varsity & JV matches on the same day, they need to have two courts available. The league will schedule all matches for teams & officials. Teams will submit a playing availability calendar when registering for the season, to help prevent schedule conflicts. The league will also handle paying the officials. A team's league fee covers the officials cost for league matches. Once the schedule is released, if a team has a conflict, that team must contact all other team rep who are involved in that Tri/Quad along with kcboysvb@hoavb.org to coordinate rescheduling the match. This needs to be done in a timely matter and it is important that the league office knows so that new officials can be assigned to the new scheduled date. If teams would like to add additional matches to the schedule, they will need to make the arrangements with the other teams and then notify the league to get it on the schedule. Additional cost will apply if matches are added to the schedule to pay for officials.

Tris

Tris are the most common format scheduled in the league. A tri has three teams scheduled to compete against each other at one location. There are 3 matches in a tri (each team plays 2 matches and refs 1

Kansas City High School Boys Volleyball League

match), with each match being played best 2 out of 3 sets. The first two sets will be played to 25 points. If a third set is needed, it will be played to 25 points, starting at 10-10. All three teams need to be present for all matches in a tri. The team that is not scheduled to play is responsible for officiating responsibilities. An example of a tri schedule is below.

6:00 PM: Team A v Team C (Ref: Team B)

7:00 PM: Team B v Team C (Ref: Team A)

8:00 PM: Team A v Team B (Ref: Team C)

Quads

Quads are less commonly used and consist of four teams playing each other at one location. For a quad to be possible, the host school needs to have two courts available and a full crew of 12 people to cover the officiating responsibilities of both courts, because all 4 teams will be playing at the same time. In a quad, each team plays 3 matches at 6:00, 7:00, & 8:00pm. Same as Tris, quads are best 2 out of 3 sets. The first two sets will be played to 25 points. If a third set is needed, it will be played to 25 points, starting at 10-10.

Duels

Duels occur in two scenarios, either it is scheduled a head of time, or a team last minute cannot make it to a Tri. In either scenario, the duel will be played best 3 out of 5 sets. The first 4 sets will be played to 25 points. If a 5th set is needed, it will be played to 15 points. The host school will need to provide a work crew to cover officiating responsibilities.

Gameday Procedures

Host School/Team Responsibilities

Pre-Event

At least 24 hours before a schedule, the host Team Rep needs to email the visiting Team Reps information about the event. This usually includes confirming the gym entrance location, parking information, admission fee, concessions, special event (ex. senior night), etc. The host Team Rep is also responsible for providing the following for all scheduled matches at their facility: game ball (good to have 2-3 available), a scoreboard, score sheets, libero tracker, lineup sheets, paper, pencils, and pens. The team rep should also ensure that the volleyball nets are set to the proper height for boys volleyball (7' 11 5/8"). The net system should be properly padded, and a ref stand is provided.

Post-Event

Following the event, the host Team Rep is responsible for reporting scores to kcboysvb@hoavb.org within 24 hours. This is a good time to also share video, photos, news/information about how things went.

Officiating Responsibility

A paid R1 will be provided for all matches. There will be a scheduled officiating team assign for all match (only exception is Tris & Duels). Officiating responsibilities include: R2 - down official (Coach), Two line judges (Players), Three scores table workers - Scoresheet, Libero Tracker, Scoreboard operator (Players).

Kansas City High School Boys Volleyball League

Playing Rules

The league will primary follow the NFHS rule book (High School Rules) & MSHSAA rules. Below are some modifications within this league.

- **3rd Set Scoring:** In a match being played best 2 out of 3 sets, if the 3rd set is played, it will be played to 25 points, with a starting score of 10-10. *(Rationale: MSHSAA states that if a third set is played, it is played to 25 points. Since the most common format in this league are tri-matches on weekdays, playing a third set to 25 points could potentially lead to long evenings. This essentially will allow for the 3rd set to be played to 15 points, but the score sheet will show 25 points.)*
- **Game Ball:** The official game ball for high school is the Baden Perfection 15-0. In this league it is not required to use this ball. The host school has the final say on the game ball used. The expectation is the game ball would be an approved game ball by either the NFHS or USAV.
- **Uniforms:** While it is highly encouraged to design new jerseys to NFHS requirements, due to budget constraints with some programs our officials with have some leniency on jerseys. Jerseys must at minimum have a number on the back, and highly encouraged to have them on the front as well. If a libero is used, they must have a jersey that contrasts in color to the team uniform.
- **Warmups:** 3-6-6 (3 minutes-courts shared with both teams, receiving team gets the court for 6 minutes, then serving team gets the court for 6 minutes). Warmup time can be shortened for a match if it is agreed upon by both playing teams and the official.

Kansas City High School Boys Volleyball League

2022-23 MAJOR RULE DIFFERENCES BETWEEN USAV (CLUB) AND NFHS (HIGH SCHOOL)

	USAV	NFHS
Coin toss	<ul style="list-style-type: none"> R1 assigns one team "heads" and one team "tails" prior to tossing coin 	<ul style="list-style-type: none"> Visiting team (pre-match) or home team (deciding set) calls the toss MSHSAA modification: Coin toss will be for choice of serve/receive. Unless it is determined there is a clear and distinct advantage, teams will not switch sides or benches.
Toss for service	<ul style="list-style-type: none"> One toss for service is allowed after service is authorized Ball must be released/tossed before contact Eight seconds allowed for service contact 	<ul style="list-style-type: none"> After ball is released for service, it may be caught or allowed to drop to floor for a re-serve Only one re-serve per player per term of service Ball does not need to be released/tossed before contact Five seconds allowed for service contact
Net contact	<ul style="list-style-type: none"> Contact with the net by a player between the antennae, during the action of playing the ball, is a fault. The action of playing the ball includes (among others) take-off, hit (or attempt) and landing. 	<ul style="list-style-type: none"> Contact with net, net cables or antennae is always a fault except contact by loose hair
Late lineups	Delay sanction	<ul style="list-style-type: none"> Administrative yellow card if not turned in by deadline (2 minutes prior to end of timed warm-ups or 1 minute prior to time expiring between sets) Administrative red card (point) if not turned in by the end of timed warm-ups or time expires between sets
Jewelry during play	<ul style="list-style-type: none"> Jewelry may be worn provided its nature doesn't present a safety concern. Examples of what's not allowed are long necklaces, necklaces with large medallions, large hoop earrings 	<ul style="list-style-type: none"> Jewelry not allowed – except medical or religious identification taped to the body. Penalty: Unnecessary delay
Crossing the center line	<ul style="list-style-type: none"> Players can touch the opponent's court with an entire foot or hand or any other body part(s), provided the encroachment does not present a safety hazard, does not interfere with the opponents, and some body part is on/over the center line. 	<ul style="list-style-type: none"> Player can touch opponent's court with feet or hands, provided some part of the extremity is on or above the center line. Contacting the floor across the center line with any other body part is illegal.
Ball near/in vertical plane of the net	<ul style="list-style-type: none"> Player's contact with the ball must be made within his/her own playing space. The point of contact with the ball, not necessarily the position of the ball, is the determining factor. 	<ul style="list-style-type: none"> A ball penetrating the vertical plane of the net may be returned to a team's playing area by a player on that team provided the ball has not completely crossed the vertical plane when the contact is made.
Coaching during the match	Head coach and one assistant coach allowed to stand	Only head coach is allowed to stand
Players on the bench during the match	Players are allowed to stand at the end of the bench	<ul style="list-style-type: none"> All players must be seated on the bench Players on bench may warmup in a non-playable area (i.e.: behind bench if there's room)
Sanctions	<ul style="list-style-type: none"> Warning: no card shown (verbal - no point) or yellow card shown (no point—each team may only receive one yellow card per match) Penalty: red card (point) Expulsion: red card (removed from set-no point) Disqualification: red and yellow card (removed from match-no point) 	<ul style="list-style-type: none"> Warning: yellow card (no point—each team member can receive an individual yellow card) Penalty: red card (point) Disqualification: red and yellow card (removed from match-point) Forfeit
Team substitutes per set	12 (begin notifying coaches at 9 th substitution)	18 (begin notifying coaches at 15 th substitution)
Number of liberos allowed	2	1
Line judge position during timeouts	At midpoint of each end line	At intersection of attack line and sideline on R1's side of court
Deciding set	Always play to 15 points, win by two	<ul style="list-style-type: none"> Varsity 5th set in duals played to 15 points, win by two Varsity 3rd set in tournaments played to 25 points, win by two Non-varsity 3rd set in duals can be played to 15 or 25 points pending agreement of the two schools Non-varsity 3rd set in tournaments can be played to 15 or 25 points pending tournament regulations Pool play matches: see MSHSAA by-laws on specifics, but deciding set must be abbreviated
Line judge responsibilities	A line judge may signal when a player contacts the top 32 inches of either antenna	It is not the responsibility of the line judge to indicate when a player contacts the antenna

SOURCE: Documents from PAVO, NFHS, and MSHSAA

NFHS Rule Changes for 2023-24 (Not this year)

<https://www.nfhs.org/sports-resource-content/volleyball-rules-changes-2023-24/>

<https://www.nfhs.org/sports-resource-content/volleyball-comments-on-the-rules-2023-24/>

<https://www.nfhs.org/articles/coaching-protocols-and-jewelry-allowances-highlight-2023-24-volleyball-rules-changes?ArtId=808991>

FAQ

Do I need to have my school's support to have a team?

No. The minimum requirement to participate in the league is that all players attend the same high school (or middle school that feeds into that high school) and have an 18+ year old adult as a Team Rep/Coach. There are advantages to having school support such as receiving free gym time at the school for practices, being allowed to host home games, being allowed to use the school's equipment, and potentially funding. School administration support is also critical to getting a MSHSAA/KSHSAA sanctioned boys volleyball team at your school.

Kansas City High School Boys Volleyball League

Does our team need to host home games?

No, you can request to be scheduled all away matches. When you sign up a team for the league, you will fill out a playing availability form. On that form, you will have the ability to designate that you can't host any matches.

When does the league start and how often do we play?

There are no restrictions on when a team starts practicing, unless the team is MSHSAA/KSHSAA. These teams should follow the Spring sports calendar under MSHSAA/KSHSAA. Historically matches have typically started the last week of March and end the first week of May. If there are scheduling issues, the league could extend to a week before or a week after. It is best to assume games will be from Mid-March to Mid-May. Teams are scheduled to play on average once a week during the season. If there is scheduling conflicts, a team may play twice one week and then have no matches on another week. Tournaments are optional to sign up for and require additional payment.

If my high school doesn't have a team, can I join a different school team?

No, all high school players must play for their own school. Some ways to promote boys to join a boys volleyball team at your schools are conduct an informational meeting, run boys' volleyball meetings, email blasts, post to social media, encourage the girls' volleyball team & coaches to help market it.

Resources

Scoresheet:

<https://kcboysvb.org/wp-content/uploads/2019/03/NFHS-Scoresheet.pdf>

Lineup sheets:

<https://www.mshsaa.org/resources/pdf/Volleyball%20Lineup%20and%20Team%20Roster%20Sheet.pdf>

Libero Tracker:

<https://www.mshsaa.org/resources/pdf/libero.pdf>